

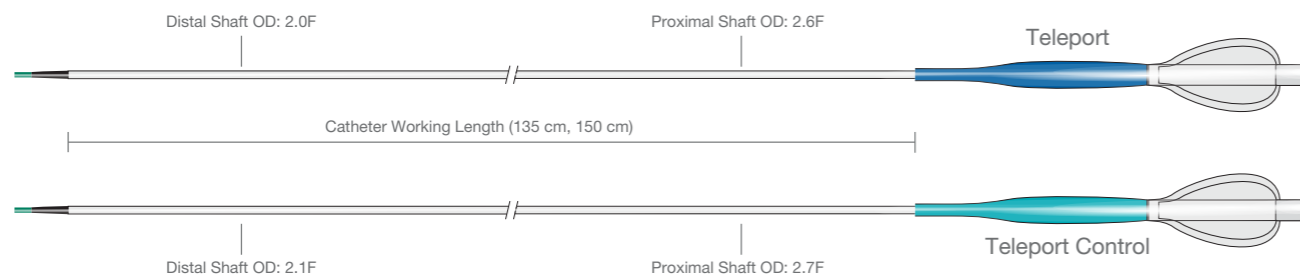


## Ordering Information

Teleport	Proximal / Distal Profile	Length
220-13-2000	2.6F / 2.0F	135 cm
220-15-2000		150 cm
Teleport Control	Proximal / Distal Profile	Length
221-13-2000	2.7F / 2.1F	135 cm
221-15-2000		150 cm

## Technical Specifications

Dimensions	Teleport	Teleport Control
Catheter Type	Over the wire	
Guiding Catheter Compatibility	5F	
Maximum Guidewire O.D.	0.014"	
Proximal Catheter Profile	2.6F	2.7F
Distal Catheter Profile	2.0F	2.1F
Tip Entry Profile	0.0190"	
Inner Lumen Diameter (body)	0.0170"	0.0175"
Inner Lumen Diameter (tip)	0.0157"	
Catheter Exterior Coating	Hydrophilic (60 cm of distal catheter including tip)	
Catheter Working Length	135 cm (antegrade); 150 cm (retrograde)	



For more information please visit our website at [www.OrbusNeich.com](http://www.OrbusNeich.com) or contact us:

### EMEA HEADQUARTERS

Drs. W. van Royenstraat 5  
3871 AN Hoevelaken  
The Netherlands

Phone +31.33.254.1150  
Fax +31.33.254.1151


Toll Free Phone 00800.0254.1150\*  
Toll Free Fax 00800.0254.1151\*

\* Only for Belgium, Denmark, France, Germany, Ireland, Netherlands, Norway, Sweden and UK

© 2017 OrbusNeich. All rights reserved. **Not available for sale in the USA.**

G-70-0739 Rev01

Teleport is a TradeMark of OrbusNeich. All data and photos on file. Illustrations are not to be considered as engineering drawings or photos.



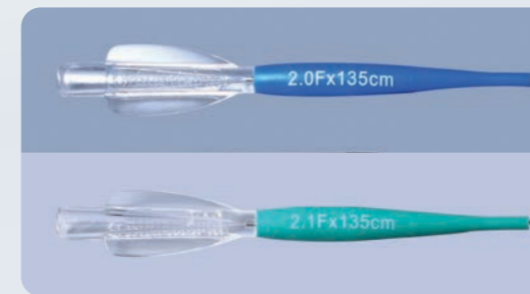
Ultimate Control and Trackability for Guidewire Access in  
**the Most Complex Lesions**



Teleport Microcatheter is designed for ultimate torquability, trackability and safety to maximize guidewire support and luminal access in the most complex lesions.

## Ultra low profile and pushability for Navigation inside lesions and micro channels

Two available versions for extra penetration (Teleport) and extra torquability (Teleport Control) to accommodate various anatomies via antegrade and retrograde approach



Distal O.D.

2.0F



Teleport for extra penetration

2.1F



Teleport Control for extra torquability

## HYBRACOIL Construction for Guidewire Support and Crossing

Hybrid braiding and coil design provides an optimal balance of trackability, catheter control, kink resistance and flexibility from hub to tip

## DURA Tapered Tip for Robustness and Visibility

**DU**ra **RA**diopaque tip is built with exceptional durability and for clear positioning during catheter cannulation inside tight and calcified lesions

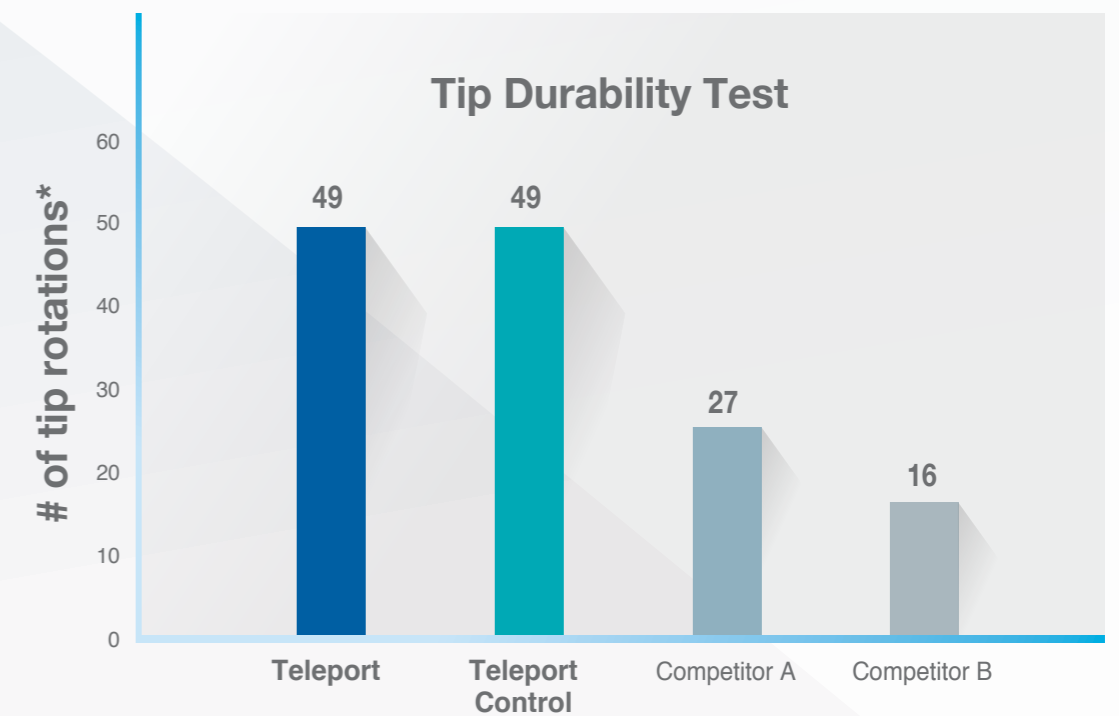
## HYbrid BRAiding and COIL Construction

Hydrophilic coating applied to distal 60 cm section (including tip)

Tapered Tip

Guidewire

- Inner Layer: PTFE Liner
- Middle Layer: Hybrid Braiding and Coil
- Outer Layer: Ultra-thin Polymer Jacket



\* data on file

Analysis based on number of continuous tip rotations made without failure